



Cambridge Crescent Broulee NSW 2537
Email: broulee-p.school@det.nsw.edu.au
Website: www.brouleepublicschool.nsw.edu.au

Phone: 02 4471 6120

Principal's News

Tuesday 1 June 2021

Yesterday I was reminded of what a great community spirit we have at Broulee PS. As I passed by the iCentre I saw a class of Year 6 students waiting to be joined by Kinders to help them write down their wish lists for the Book Fair. Their enthusiasm before the Kinders arrived and care for them once they were in the iCentre is one of the truly great things about our school.

Cooler Weather

With the onset of some much cooler mornings this week the green track pants and red jumpers have certainly been enjoyed by our students. Please make sure you have your child's name on them as they often take them off when the day starts warming up and they are running around. A good place to write the child's name is on the inside of the waistband so that it can't be missed.

PSSA Knockouts

Congratulations to our girls Soccer team. They had a great 2-1 win over Ulladulla last Thursday and now move on to play Sussex Inlet PS this Thursday. We wish them well in that game.

Well done to our netballers who performed so well in their match last week against Moruya. Unfortunately, our team lost, however they can be very proud of the way they played. They join our boys soccer team who put up a spirited performance against Milton only to be defeated in the last minutes of the game.

Book Fair

This week is our Book Fair in the iCentre. Mr George has the iCentre looking great and has all the books on display. Children will be doing their wish lists over the start of the week ready for purchases on Thursday and Friday. To see all the books on offer, please check out our Facebook page.

This year, like last year, we are encouraging purchases to be made through the online payment system with Scholastic Australia. To do this:

1. Open the webpage for Scholastic Australia,
2. Click on *Book Fairs* from the menu across the top of the page and select *Book Fair Parent Payments* (or use this link <https://parentpayments.scholastic.com.au/BookFairs>)
3. Select NSW from the drop down menu and then search for Broulee Public School.
4. Enter your name, amount and proceed to through the online payment.
5. RECORD YOUR 8 DIGIT NUMBER on payment and write in the space on the back of your child's wishlist, marking the books you have purchased.

Your child can then return the wish list and we will be able to organise the books. Please note that once the limited number of books are sold out from school, an order will be placed so they don't miss out.

Due to restrictions we are only opening up sales for parents/carers on Thursday and Friday afternoon from 3 – 4 pm. Please check in by scanning the QR code on the board at the front gate. Students with money will be able to purchase books in the morning and at allocated times throughout the day.

Book Fairs are always a great opportunity for students to find some high interest reading and for parents and family to stock up on great presents for all the children in the family.

This Thursday's assembly at 12:40 pm will be led by 1W.

Matthew Rose
Principal

Upcoming events:

- Thu 3 – Fri 4 Jun – Book Fair
- Thu 10 – P&C Meeting – 7pm
- Thu 17 Jun – Athletics Carnival

Weekly Class Awards

FISH: Fair Inclusive Safe Honest

	Class Awards			Term 2 Week 6
6T	Bailey Whiting	Dylan Ellevsen	Lacey Jonas	
5/6E	Lincon Sturgiss	Jesse Ladmore	Logan Hall	
5M	Freya Dunn	Brock Whiting	Marley O'Sullivan	
5C	Imogen Seidel	Sebastian	Levi Fletcher	Charlotte Gray
4W	Archie Jackson			
4M	Louis Reichinger		Sam Burke	
3B	Matthew Wellington	Blake Nye	Noah DeGraaf	
3J	Bonita Lloyd Jones	Kaley Maskell	George Colebrook	
2F	Bailey Tilyard	Audrey Knobel	Lucas Heinemann	Max Richards
2U	Beau Brown-Gibbs	Matilda Douros	Tatum Oates	Nina
1W	Trent Willis	Sunnie Thompson	Angel Ziegler	
1M	Arabelle Bennett	Charlotte Campbell	Albie Baggs	
KW	Wayde Dohrn	Marley Fletcher	Hunter Engel	
KL	Madison	Kane Thomson	Levi Tadich	

Bronze Awards for Week 7 Assembly on Thursday 3 June

Brock Whiting	Madison	Imogen Seidel	Kane Thomson	Arabelle Bennett	Levi Tadich
Marley O'Sullivan	Albie Baggs	Wayde Dohrn	Logan Hall	Trent Willis	Marley Fletcher
Hunter Engel	Sunnie Thompson	Lincon Sturgiss	Jesse Ladmore	Louis Reichinger	Blake Nye
Noah DeGraaf	Alissa Tilyard	Lily Compton	Ethan Shannon	Matthew Wellington	Dylan Ellevsen
Bailey Whiting	Lacey Jonas	Max Richards	Bailey Tilyard	Beau Brown-Gibbs	Archie Jackson

Bronze Awards



Bronze Awards cont.



Year 3 Excursion Deposit Reminder

In order to secure your child's place, we are requesting a \$50 non-refundable deposit payable by **Friday 18 June 2021**.

Broulee Garden Gang




The **Broulee Garden Gang** has made a wonderful start on clearing out and planting our vegetable garden. Growing fresh vegetables is a great opportunity for students to learn about science, nutrition and to develop their gardening skills and connect with nature. Fresh produce grown in the garden is used by our school canteen.

We're planning frequent gardening sessions to improve our garden and increase productivity. And, because we know every parent's schedule is different, we'll have a weekly drop in time: **2.30 - 3.30pm every Wednesday**. Drop in for as long (or as little) as you like, before or after pick-up.

The blackboard by the garden will display tasks and clear instructions on what's next.



Let's go, Broulee Garden Gang!



Fish Bit Draw

Stage 1 Hugo
Stage 2 Liliana
Stage 3 Harriet

Principal's Stickers

Elsie Hanns, Levi Tadich,
Elani van der Meulen,
Augustus Roberts, Jacob Quinn,
Liam Underwood (2),
Trent Willis, Freya Dunn,
Jade Turner, James Green,
Sam Bladen, Wayde Dohrn,
Blair Galambos, Jye Dunn,
Marley Fletcher, Molly Johnson,
Macy Lamb, Finn Nasser,
Hunter Engel, Elliot Jackson,
Moe McPhillips,
Felix Hopkins, Jack Philpott,
Ella Douros, Ryu Kolaric,
Lilli Galambos,
Charlotte Campbell,
Sofia Burazer.

Community News

One of the Kids

Free workshop for parents of kids with disability
Thursday 17 June 2021: Club Catalina, Batemans Bay

FREE

- > What is inclusive education?
- > Success stories from parents
- > How inclusion works in a regular classroom





Heal Country, heal our nation

NAIDOC Week 2021

Students aged eight to 14 are invited to the libraries during NAIDOC week to learn about Indigenous ways of healing country and the art of modern day story telling through poetry with Dakota Feirer - a commissioned poet supporting the environmental restoration project, Poem Forest.

Having grown up on Yuin country and graduating from an honors degree at UOW Dakota has been carving a path as an independent researcher, educator and advocate for healing country and is passionate about giving back to community.

When: Tuesday 6 July, 10am to 12pm

Where: Narooma Library

When: Tuesday 6 July, 2pm to 4pm

Where: Moruya Library

When: Wednesday 7 July, 10am to 12pm

Where: Batemans Bay Library

Free events. Eventbrite bookings essential.

WHY THE WATTLE?

Wattles are one of the first plants to regenerate after fires and play a vital role in restoring ecosystems. Furthermore, their yellow colour is symbolic of the yellow NSW RFS uniform given to every brigade member when they pass basic training.

WHAT PATTERN SHOULD I USE?

If you would like to help you can head to the Eurobodalla Shire Council Library Facebook page or website for more information. Alternatively, you can drop in to Narooma, Moruya or Batemans Bay libraries to pick up a pattern or a wattle knitting pack.

WHERE CAN I DROP MY WATTLES?

Please drop off your completed wattles, stems, leaves or pom poms to Narooma, Moruya or Batemans Bay libraries.

HOW MANY WATTLES ARE NEEDED?

We are hoping to make 37,000 wattles – one for each person in the Eurobodalla, by the end of August 2021.

YOU CAN FIND OUT MORE INFORMATION BY CONTACTING:

Nicky or Jaimey at:
University of Wollongong Batemans Bay Campus
"Hanging Rock", Beach Road
Batemans Bay NSW 2536
P: (02) 4472 2125

or visit:


<https://www.uow.edu.au/about/locations/batemans-bay/>

This community project is supported by funding from COORDINARE – South Eastern NSW PHN through the Australia Government's PHN Program.

Australia's Black Summer was like no other, with the bushfires that raged across the nation leaving many of us overwhelmed and in disbelief at the devastation they caused.

In recognition of our local community's resilience and the tireless efforts of the NSW RFS, the **University of Wollongong Batemans Bay Campus**, with support from **Eurobodalla Shire Council Libraries, Eurobodalla Regional Botanic Garden** and **River of Art**, hope to create a shared experience that symbolises our combined loss but also celebrates regrowth and healing.

Our "Wattle Walk" calls on members of the community to knit wattle branches adorned with yellow pom poms, which will culminate in a public event showcasing an outdoor display of hand-knitted wattle branches. The branches will be displayed on the beautiful grounds of the **Eurobodalla Regional Botanic Garden** and will form part of the **River of Art Festival**.



UNIVERSITY OF WOLLONGONG AUSTRALIA
Batemans Bay


Can you help us make 37000 knitted wattles?

To be displayed at Eurobodalla Regional Botanic Garden from 17th to 26th September 2021



Step-by-step instructions

1. Mini pom poms - Fork method. Wrap yellow wool around the fork. The more wool you wrap the more dense your pom poms will be. **2.** Tie a spare piece of wool through the centre prongs.



This needs to be tied firmly to keep the pom pom from falling apart. **3.** Slide the pom pom off the fork and gently cut with scissors through the little loops created in the rounded ball. As you cut the



loops the pom pom will begin to form. **4.** Lastly, trim any pieces of yarn that may be sticking out too far to make the pom pom symmetrical.



Wattle flowers: 3-10 yellow mini woolen pom poms (2-5cm wide)

Stem: Green woolen tube created by knitting, crochet or french knitting. A skewer is then pushed through the tube.

Suggested greens: Forest green, leaf green, bottle green and emerald green.

Leaves: 3-7 green woolen crocheted or knitted leaves.

Total height: 30-40cm

5. Stem. French knit 25cm of green tube. Use a simple hand-made French knitter or an Automatic French knitting machine. See link for French knitting instruction: <https://www.womansweekly.com/knitting/how-to-do-french-knitting-15375/>



6. Insert a 30-40 cm skewer through the tube leaving the point exposed. Tie off both ends with a spare piece of wool.



7. Basic leaf pattern

For each leaf use green and cast on 10-20 sts.
1st row: K to last 2 sts, turn.
2nd row: K to end.
3rd row: K. Cast off.



8. Attaching the leaves and pom poms.

Thread a wool or tapestry needle with a length of knitting yarn. Thread the sewing needle under through the end of the leaf and the stem a couple of times and tie off. Do the same to attach the pom poms. Repeat with each leaf and flower. Then trim off spare threads.



